

LAYTON CITY Police Department



2006 Annual Report

LAYTON CITY POLICE DEPARTMENT
429 N. Wasatch Drive – Layton, Utah – 84041
(801) 497-8300



FY 05-06 SIGNIFICANT CHANGES / PROGRAM ENHANCEMENTS

Personnel – With the retirement of Lt. Kevin Allred, two promotions were made in the department. Sergeant Garret Atkin was promoted to lieutenant and Officer Paul Gardiner was promoted to sergeant. A vacancy in the Crime Scene Investigations Unit was filled with a forensic specialist who possesses an extensive background in the various skills needed in this area. This is a supervisory position and the oversight of the CSI unit was taken from a police sergeant and given to the civilian employee. Three part time typists were hired and assigned to the Records Unit to help implement the digital recording of police reports.

Internet Crimes Against Children – select detectives received training in how to use Internet “chat rooms” and pose as underage children to conduct these investigations. Contact is made with the “child” by the suspect and within minutes the chat turns sexually oriented. Suspects have in some cases sent pornographic images to the “child”. In one incident the suspect took a picture of himself in a sexually explicit pose while holding his infant daughter. If the suspect makes arrangements to meet the “child” for sex the meeting is set up and undercover detectives stake out the area until the suspect arrives. The investigator develops enough information during the chats that the act of the suspect showing up at the pre arranged location and time meets the elements of the crime and an arrest is made. The same investigators that are working the prostitution sting and other vice cases, on a part time basis as collateral duties, are working these cases. Five individuals were arrested and charged with enticement of a minor, a 2nd degree felony. One of those arrested has four previous charges of dealing harmful material to a minor.

Commercial Motor Vehicle Inspection Program – With the number of trucking companies and transfer stations, such as Smith’s and May Trucking Co., as well as increased trucking activities from the gravel pits in the city, the Utah Highway Patrol was invited to work along with our Traffic Officers in conducting a daylong commercial vehicle inspection action during the summer. **46 commercial vehicles were stopped. Almost half of the vehicles stopped, 20, were placed out of service by the officers as well as 2 drivers due to various violations. 274 violations were noted on these 46 vehicles.** The number of commercial vehicles operating in our community continues to rise and as noted above many of them are being operated in an unsafe condition. The Department has trained a traffic officer as a commercial vehicle inspector, as a collateral duty and has applied for a Utah Highway Safety grant to defray some of the costs in equipping this officer to perform these inspections on a regular basis.

In-vehicle digital cameras – The move from VHS video in-car cameras to digital in-car cameras in all patrol cars was completed this year. The digital cameras have provided superior audio/visual recording compared to what was obtained with the VHS based system. Part of the project was the installation of “hot spots” that automatically download the stored recordings and transfers them to a secure storage server. Supervisor can now access the patrol car recordings from their desk computers quickly instead of researching which VHS tape contained an incident that needed review.

Digital Recorders – The department completed the change to the process used by patrol officers in preparing their reports. Previously officers would come into the station to type their reports into the computer. This was a waste of time and efficiency and took officers out of their assigned patrol area. Digital recorders were purchased for all patrol officers, which allow the officer to dictate their report in their car while still in their assigned patrol area. The officers download the completed report via a computer modem. “Hotspots” were installed at the city shops and the fire stations in the city, which allows for faster download of the information. This resulted in an estimated time savings of 4,838 hours, which is the equivalent of 2.3 full time officers. Part time typists receive the electronic reports and type the narratives. As an additional cost saving measure, some reports of a minor nature are not transcribed by stored electronically.



Layton City Police Department 2006

EMPLOYEE RECOGNITION

Lieutenant Allen Swanson

Lieutenant Swanson was recognized by Rocky Mountain High Intensity Drug Trafficking Area, RMHIDTA, as the Task Force Commander of the Year for his work in transforming the Davis County Metro Strike Force into a viable and productive unit. Prior to Lieutenant Swanson's assignment to the Strike Force it was in disarray and in jeopardy of losing precious federal funding. His leadership and management skills were instrumental in making the Strike Force a success.

Detective Michael Howard

Detective Howard was also recognized by Rocky Mountain High Intensity Drug Trafficking Area, RMHIDTA, as the Strike Force Officer of the Year for his work on several high profile cases that served to dismantle major drug organization operating in Davis County. Detective Howard was also recognized by the Utah Narcotics Officers Association as the "Investigator of the Year" for his work on these cases.

Note: This is the first time in the history of the National HIDTA organization that these awards have been given to not only agents from the same task force, but from the same law enforcement agency. RMHIDTA includes, Utah, Colorado, Montana, and Wyoming.

Sergeant Shawn Horton

The local Elks Lodge for his life saving actions in August 2006 is recognizing Sergeant Horton. Sergeant Horton rescued a suicidal subject who had locked himself in a garage with his car running. At great risk to his safety, Sergeant Horton forced entry into the garage and removed the subject to safety.

Officer Travis Wilkins

The Golden Spike Elks Lodge for his outstanding investigative tenacity is recognizing Officer Wilkins. Officer Wilkins followed up on the theft of two snowmobiles in which the preliminary information was minimal. Because of his tenacity he was able to track the snowmobiles to several different locations and ultimately recovered them in Huntsville. The two perpetrators of the theft were located and arrested.

Officer T.O. Poulson

The Golden Spike Elks Lodge for his efforts in Code Enforcement is recognizing Officer Poulson. Through Officer Poulson's work in Code Enforcement the community members are realizing the benefit of improved quality of life and safer neighborhoods.

Detective Todd Derrick

The Ogden Chapter of the International Footprinters Association awarded Detective Derrick their "Officer of the Year" award for his contribution to the department and the community as a hardworking and quality investigator, specifically for his work on a child abuse homicide that occurred in March 2005. Detective Derrick went on to represent the State Footprinters Chapter as its nominee for the National "Officer of the Year" award. Detective Derrick ultimately was the National recipient of this prestigious award.

Detective Dale Bowker

Detective Bowker was awarded "Officer of the Year" at the annual Utah State Elks convention in Cedar City for his dedication to the D.A.R.E program.

Records Manager Rayma Ross

Mrs. Ross was presented the "Terminal Agency Coordinator of the Year" from the State Bureau of Criminal Investigations for her contributions to records and information management.



Layton City Police Department
2006 Professional Standards

ADMINISTRATIVE REVIEWS

The Police Department has established a process to objectively review and investigate all complaints, both internal and external, regarding allegations of employee misconduct. Community members initiate external complaints and department employee's initiate internal complaints.

The process involves obtaining preliminary statements from the complainant and all witnesses to the incident. The employee whom the complaint is filed against is given notice of the complaint and then interviewed by their supervisor, or the Division lieutenant, depending upon the nature and severity of the complaint. The investigative findings, along with recommendations as to classification of the complaint, are put in writing and forwarded to the Assistance Police Chief for review.

The Assistant Chief reviews all of the information provided in the investigative reports and makes his recommendation to the Police Chief. The Police Chief makes the final determination as to the findings and, if needed, administers disciplinary action to the involved employee(s). A letter is then sent to the complainant explaining the final determination reached by the department and whether or not disciplinary action has been taken.

	2005						2006					
	Exonerated	Unfounded	Not Sustained	Sustained	Information	Subtotals	Exonerated	Unfounded	Not Sustained	Sustained	Information	Subtotals
Improper Action	8						7					
External	1	2	1	2	1		5		2			
Internal					1							
Demeanor/Rudeness	12						12					
External	7		2	3			6	1	3	1		
Internal									1			
Driving	1						1					
External			1						1			
Internal												
Policy Violation	14						9					
External												
Internal				14					9			
Neglect of Duty	2						4					
External				2			1			3		
Internal												
Misconduct	4						4					
External			1					3	1			
Internal			1	2								
Totals:	8	2	6	23	2	41	12	1	9	15	0	37

USE OF FORCE

In addition to complaints against employees, the Department also tracks the use of force by officers of the department. Written policy is in place that requires all uses of force, other than verbal commands, to be reported in writing. A panel of supervisors, chaired by the Assistant Police Chief, reviews each use of force monthly and a determination is made as to whether or not the use of force was within policy or out of policy.

In 2006, use of force was necessary 87 times. This represents a mere 0.19% of the total incidents handled by police officers during the same time period.

2006	Physical	Taser	Taser/Laser	Taser Contact Stun	Impact Wepon	Firearm Displayed	Firearm Used	Subtotals
	January	1		1			5	
February	3			1		1		5
March	1					2		3
April	4	1	1	*1		3		9
May	2		1	1		1		5
June	3					2		5
July	3	1				3		7
August	2		1			4		7
September	6		1	1		6		14
October	2		3	1		4		10
November	3			1		2		6
December	4			2		2		8
Totals:	34	2	8	8	0	35	0	87

*All of the uses of force in 2006 were within policy except a taser contact stun in April. The contact stun was used against a handcuffed prisoner who was combative and, while reasonable, was not in policy. The taser policy was re-written in February 2006, and was very restrictive. While the officers involved were disciplined, this incident prompted a re-evaluation of the policy. It has since been modified to accommodate the use of a contact stun on a handcuffed prisoner in circumstances in which the risk of injury to the officer and/or the subject outweighs the risk of injury from the taser.



Layton City Police Department

2006 Activity Summary

Category	2006	2005	% Change
Total Police Service Calls	53,865	54,752	-2%
Police Case Reports	26,015	24,147	8%
Avg Daily Police Service Calls	148	150	-2%
Emergency Response Times (P1)	1:10	1:17	-9%
Total Calls into Comm Center	100,635	97,925	3%
Alarm Responses	1,383	1,436	-4%
Traffic Crashes (reportable)	1,396	1,411	-1%
Traffic Citations	8,459	8,477	0%
Traffic Fatalities	3	0	--
DUI Arrests	77	92	-16%
Crimes Against Person	1,480	1,415	5%
Homicides (includes manslaughter)	1	3	-67%
Sex Offenses	200	206	-3%
Assaults	564	536	5%
Child Abuse / Neglect	182	202	-10%
All Other Crimes Against Person	533	468	14%
Property Crimes	4,141	4,013	3%
Robbery	13	17	-24%
Burglary	289	305	-5%
Vehicle Burglary	576	436	32%
All Other Property Crime	3,263	3,255	0%
Domestic Calls	1,063	1,071	-1%
Domestic Violence	416	432	-4%
Domestic Situation Non-Violent	647	639	1%
Vice Cases	12	9	33%
Prostitution Arrests	9	27	-67%
Internet Enticement Arrests	5	n/a	--
Ordinance Enforcement Cases	2,392	*1,469	** 36%

* 10 months

** figure compared against 2006 monthly average x 10

Category	2006	2005	% Change
Crime Scene Cases	143	191	-25%
New Evidence/Property Items	3,174	3,604	-12%
K-9 Deployment	99	125	-21%
K-9 Apprehensions	4	3	33%
K-9 Bites	0	1	-100%
Crime-free Multi-housing Participants	8	8	0%
Neighborhood Watch Groups	9	6	50%
Use of Force	87	114	-24%
Physical Force	34	41	-17%
Firearm Displayed	35	49	-29%
Firearm Used	0	1	-100%
Taser Displayed	8	16	-50%
Taser Used	10	7	43%
Officer Complaints	37	41	-10%
Exhonerated	12	8	50%
Sustained	15	23	-35%
Unfounded	1	2	-50%
Not Sustained	9	6	50%
Information	0	2	-100%
Sworn Vacancies (Full-Time)	1	2	-50%
Comm Center Vacancies	0.5	3	-83%
Code Enforcement Vacancies	1	0	--
Crossing Guard Vacancies	1.25	0	--

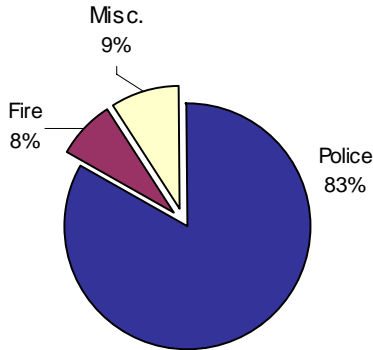


Layton City Police Department

2006 Calls & Cases

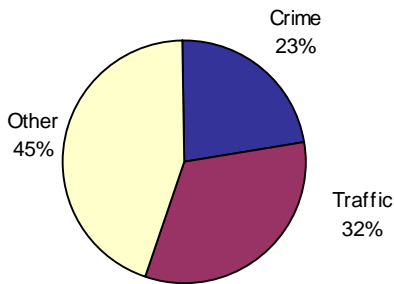
POLICE & FIRE CAD CALLS

The Communications Center created 57,266 calls in CAD (*computer-aided dispatch*) in 2006. Below is the percent breakdown for police and fire responses. Miscellaneous calls are usually handled by the Comm Center, and do not require police or fire response.



POLICE CALL TYPES

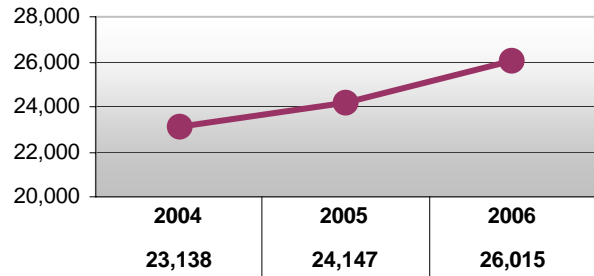
Below, police CAD calls are categorized by how they were reported **at the time the call was taken**, i.e. a caller may report a suspicious person (classified as other call), which turns out to be a theft.



Crime Calls – Crime alleged to have occurred
Traffic Calls – Accidents, traffic stops, traffic enforcement
Other – Other service provided

NUMBER OF POLICE CASES

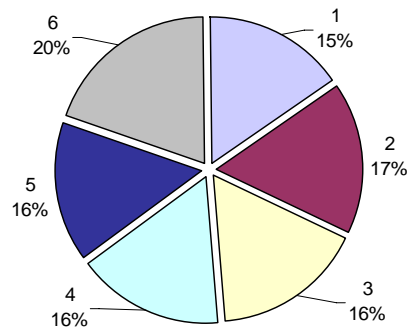
Case numbers are assigned on CAD calls when a crime has occurred, or when the reported activity warrants documentation. The number of cases the police department handles has increased more than 12% over the past three years.



POLICE CASES BY SECTOR (LAW ZONE)

The city is divided into six police sectors (LZ). The sectors were designed to maximize police presence in relation to call load. The chart below depicts a relatively even distribution of cases in each sector.

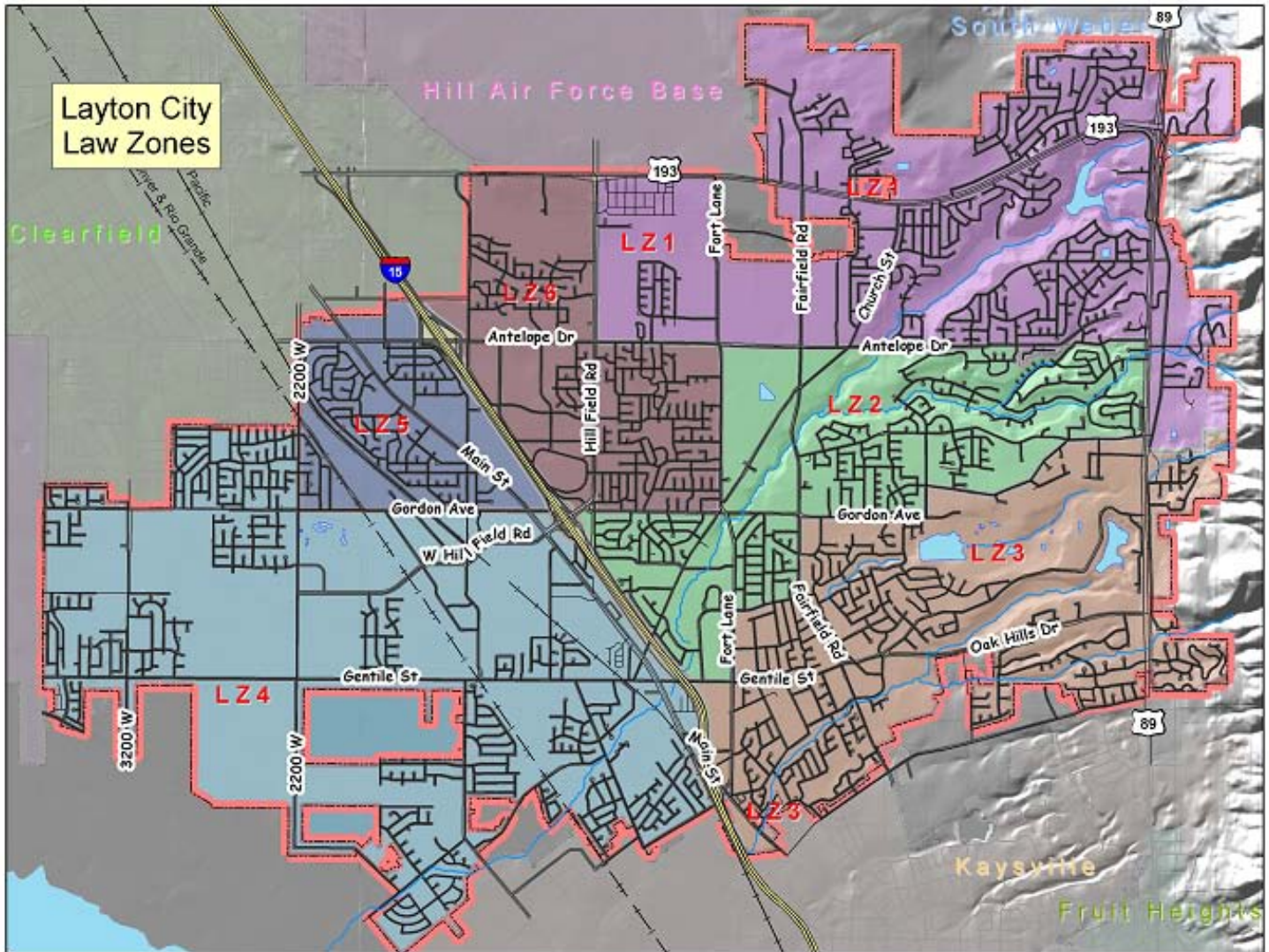
Sector 6, mostly made up of commercial area around the mall, had the highest number of cases. Sector 1, which is the northeast residential areas, had the lowest.





Layton City Police Department

2006 Calls & Cases





Layton City Police Department
2006 Crime

IN THE CITY OF LAYTON

ONE CRIME WAS REPORTED EVERY HOUR

HOMICIDE: 365 DAYS

ROBBERY: 28 DAYS

SEX OFFENSE: 2 DAYS

ASSAULT: 16 HOURS

CHILD ABUSE/NEGLECT: 2 DAYS



Arson: 52 days

Burglary: 1 day

Fraud/Forgery: 17 hours

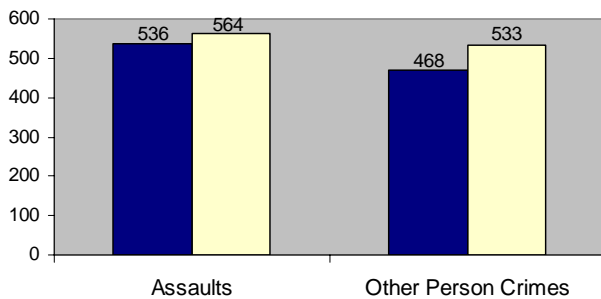
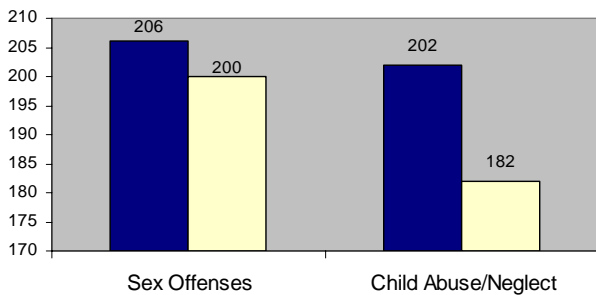
Vehicle Theft: 4 days

Vehicle Burglary: 15 hours

Other Theft: 7 hours

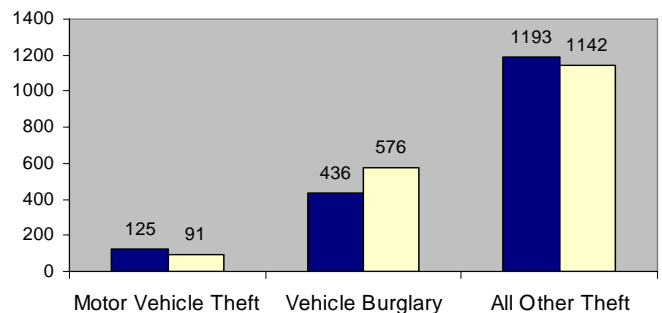
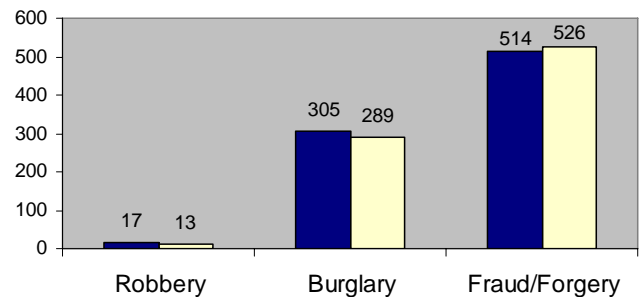
CRIMES AGAINST PERSON

Overall, crimes against person, defined as crimes in which the victim is always a person, remained steady from 2005 to 2006.



CRIMES AGAINST PROPERTY

Property crimes, crimes in which the object is to obtain money, property, or some other benefit, remained steady overall from 2005 to 2006.



■ 2005 ■ 2006



Layton City Police Department
2006 Crime

INDEX CRIMES

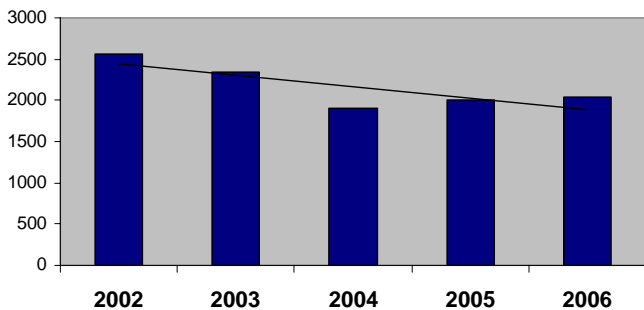
Layton Police Department takes part in the UNIFORM CRIME REPORTING (UCR) program. The program provides a nationwide view of crime based on the submission of statistics by law enforcement agencies throughout the country. The data is submitted to the FBI and is mostly limited to the reporting of "Index Crimes."

According to the FBI "index crimes" are the offenses of Homicide, Rape, Robbery, Assault, Burglary, Theft, Motor Vehicle Theft, and Arson. Crimes less serious in nature, although numerous, are not represented. Also, if more than one index crime occurs in a single incident (excluding homicide, assaults and vehicle thefts) only the most serious crime is reported.

In 2006, Layton Police Department reported the following index crimes:

- Homicide: 1
- Rape: 30
- Robbery: 12
- Aggravated Assault: 56
- Burglary: 255
- Larceny: 1608
- Motor Vehicle Theft: 60
- Arson: 12
- Total Index Crime: 2034

There has been an overall decline of index crimes reported by Layton, over the past five years.



INDEX CRIMES AGENCY COMPARISON

Data for 2005 ranked Layton as 13th highest in the state, and first in Davis County for index crimes.

Statewide figures for 2006 will not be available for several more months.

2005 Total Index Crime

1.	Salt Lake City PD	17,139
2.	*Salt Lake Co SO	11,138
3.	West Valley PD	7,472
4.	Ogden PD	5,316
5.	Murray PD	4,036
6.	Orem DPS	3,549
7.	West Jordan PD	3,485
8.	Provo PD	3,416
9.	Sandy PD	3,398
10.	South Salt Lake PD	2,363
11.	*Taylorsville PD 9 mo.	2,343
12.	St. George PD	2,063
13.	Layton PD	2,002
14.	Midvale PD	1,693
15.	Weber Co SO	1,364
16.	Draper PD	1,178
17.	Bountiful PD	1,112
18.	Logan PD	1,081
19.	American Fork PD	1,000
20.	Tooele PD	956
21.	Clearfield PD	919
22.	South Jordan PD	914
23.	Springville PD	888
24.	Roy PD	870
25.	Spanish Fork PD	831
26.	Lehi PD Agency	736
27.	Alpine/Highland PD	734
28.	Cedar City PD	725
29.	Summit Co SO	713
30.	Pleasant Grv/Lindon	608
31.	Cache Co SO	500
32.	Kaysville PD	484
33.	Washington Co SO	481
34.	Utah Co SO	441

**Taylorsville created PD, left SL Co SO*

Davis County

1.	Layton PD	2,002
2.	Bountiful PD	1,112
3.	Clearfield PD	919
4.	Kaysville PD	484
5.	North Salt Lake PD	459
6.	Centerville PD	357
7.	Woods Cross	256
8.	Syracuse PD	242
9.	Clinton PD	238
10.	Farmington PD	220
11.	West Bountiful PD	186
12.	Sunset PD	140
13.	Davis Co SO	121



CRIME INDEX

The crime index for an agency is the number of index crimes committed per every 1,000 residents. It is useful in analyzing crime in geographical areas and in gauging how one city's crime compares to another.

Although Layton City was 13th highest in the state and first in the county for the number of index crimes in 2005, we dropped to 30th in the state and 4th in the county when considering our population.

2005 Crime Index

crimes per 1,000 residents

1.	Brian Head Marshall	120.69
2.	South Salt Lake PD	110.36
3.	Salt Lake City PD	96.23
4.	Murray PD	90.58
5.	Naples PD 9 mo.	80.19
6.	Salina PD	75.99
7.	Ogden PD	67.88
8.	West Valley PD	65.95
9.	Midvale PD	62.90
10.	Moab PD	49.1
11.	Price PD	48.88
12.	American Fork PD	46.79
13.	Willard PD	44.5
14.	North Salt Lake PD	43.56
15.	Richfield PD	43.3
16.	Tremonton PD	42.32
17.	Vernal PD	41.08
18.	Taylorsville 9 mo.	40.39
19.	Orem DPS	39.56
20.	Roosevelt PD	38.66
21.	Ephraim PD	38.58
22.	West Jordan PD	38.11
23.	West Bountiful PD	37.99
24.	Sandy PD	37.90
25.	Springville PD	35.09
26.	Tooele PD	33.70
27.	Draper PD	33.54
28.	Clearfield PD	33.52
29.	Alpine/Highland PD	32.75
30.	Layton PD	32.40

Davis County

1.	North Salt Lake PD	43.56
2.	West Bountiful PD	37.99
3.	Clearfield PD	33.52
4.	Layton PD	32.40
5.	Woods Cross PD	31.92
6.	Sunset PD	28.30
7.	Bountiful PD	27.07
8.	Centerville PD	23.96
9.	Kaysville PD	21.50
10.	Farmington PD	15.32
11.	Syracuse PD	13.49
12.	Clinton PD	13.42

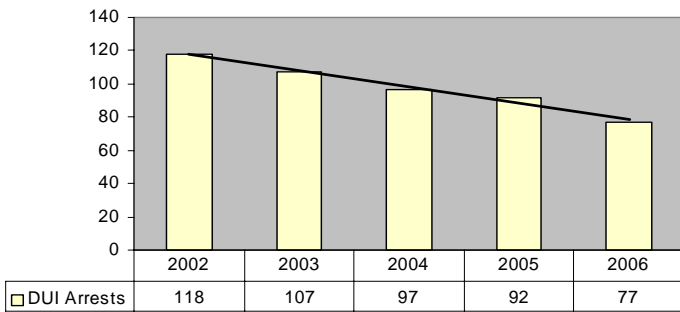


Layton City Police Department

2006 Traffic

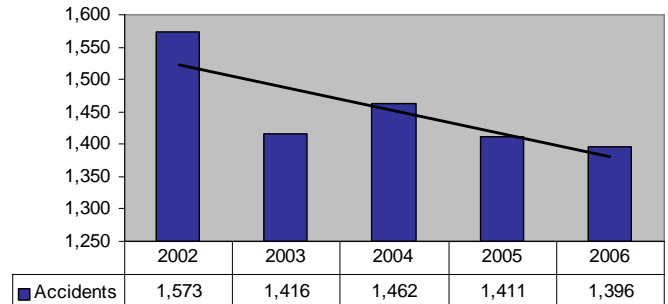
DUI ARRESTS

DUI arrests have steadily declined over the past five years.



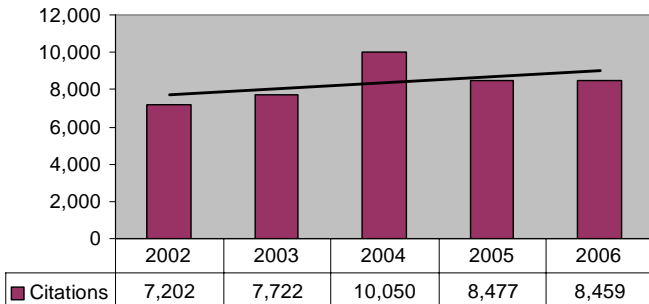
REPORTABLE ACCIDENTS

*Reportable accidents have declined over the past five years.



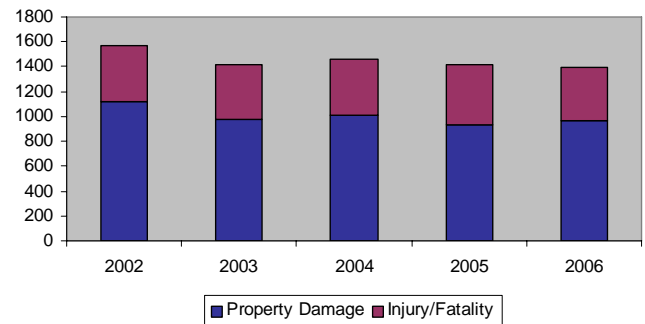
TRAFFIC CITATIONS

There has been an overall increase in the number of traffic citations issued in the past five years.



INJURY ACCIDENTS

The number of *reportable accidents that involved injuries or fatalities has stayed around 30% for the past five years.

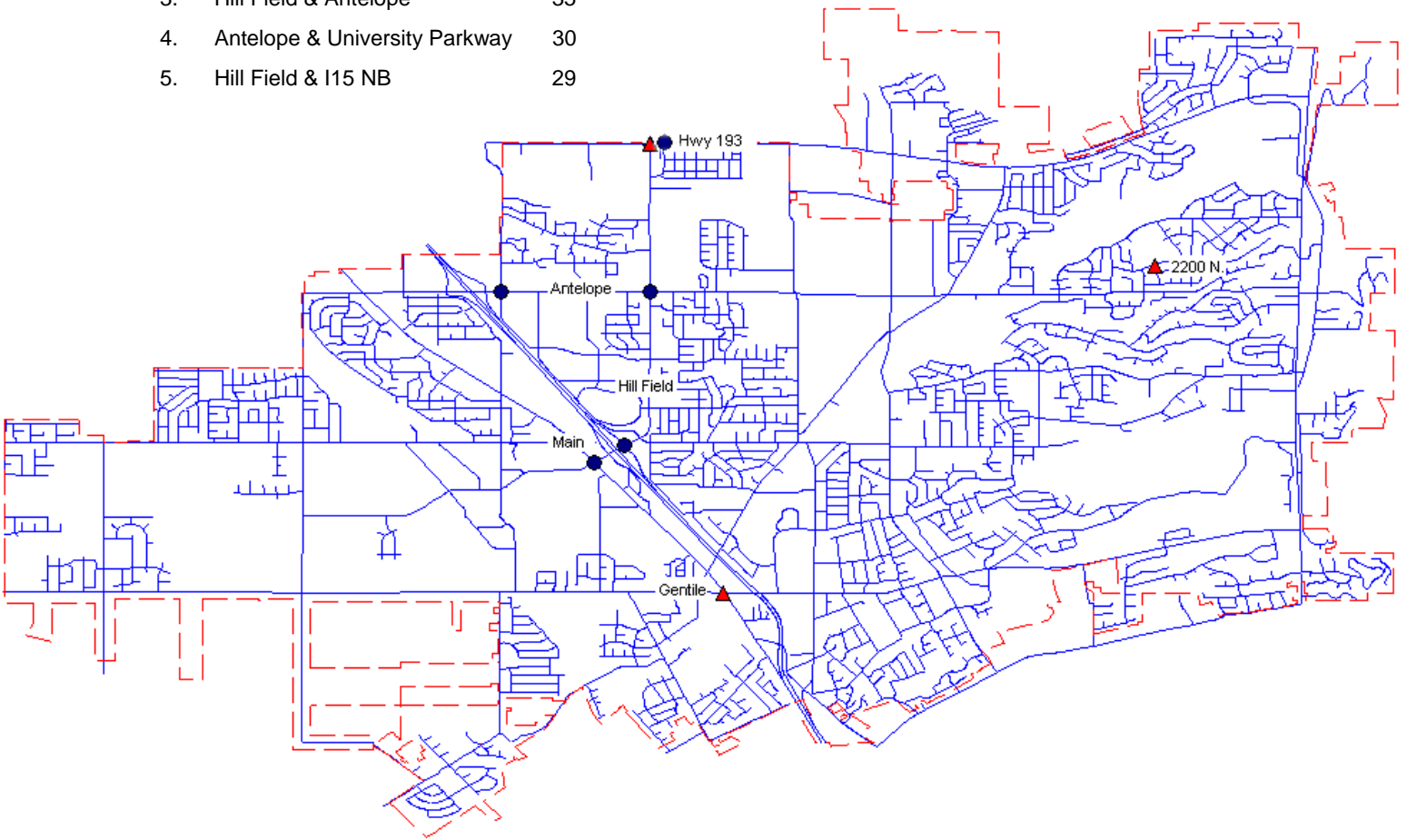


*Reportable accidents include injury accidents, and accidents with more than \$1,000 in damage.



2006 TOP FIVE INTERSECTIONS FOR ACCIDENTS

1. Hill Field & Main 57
2. Hill Field & Hwy 193 37
3. Hill Field & Antelope 35
4. Antelope & University Parkway 30
5. Hill Field & I15 NB 29



2006 FATALITY ACCIDENTS

Auto / Pedestrian

Gentile & Main

27 year-old male driver made left hand turn from NB Main to WB Gentile, hit 15 year-old female pedestrian crossing Gentile in crosswalk.

Auto / Pedestrian

2200 North

Unattended 22 month-old male put vehicle into reverse, backed over 18 month-old female in the driveway.

Auto / Motorcycle

Hwy 193 & Hill Field Rd

21 year-old male driving a motorcycle made a left hand turn onto Hwy 193 from Hill Field Rd and rear ended a 26 year-old male driving a car that had made left hand turn from private drive onto WB Hwy 193.



Layton City Police Department

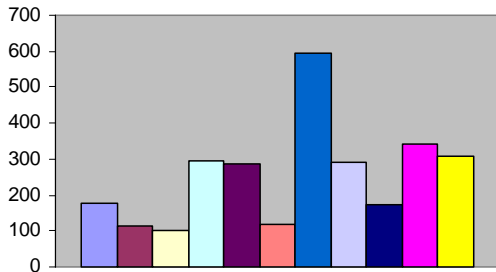
2006 Code Enforcement

CASES

The Code Enforcement Division generated 2,392 cases and addressed 2,803 code violations in 2006. The violations were as follows:

Parking Violations:	594
Weed Violations:	342
Junk Violations:	294
Sign Violations:	292
Mud Deposited on Street:	286
Auto Sales Violations:	178
Trees Over Street/Sidewalk:	173
Occupancy Violations:	120
Misc. Code Violations:	115
Graffiti/Criminal Mischief:	113
Inoperable Vehicles:	103
Impounds:	94
Abandoned Vehicles:	32
Citizen Assists:	31
Garbage Enclosure Violations:	16
Clear View Violations:	14
Snow Removal:	6

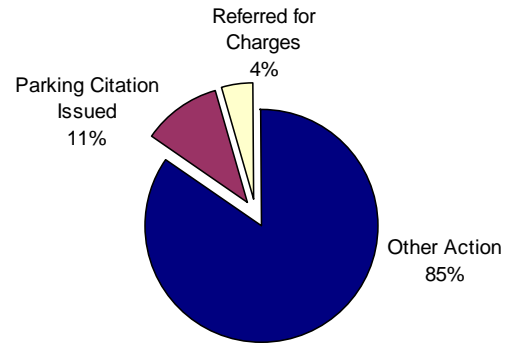
Top 10 Code Violations



Auto Sales Violations	178
Graffiti/Criminal Mischief	113
Inoperable Vehicles	103
Junk Violations	294
Mud Deposited on Street	286
Occupancy Violations	120
Parking Violations	594
Sign Violations	292
Trees Over Street/Sidewalk	173
Weed Violations	342
All Other	308

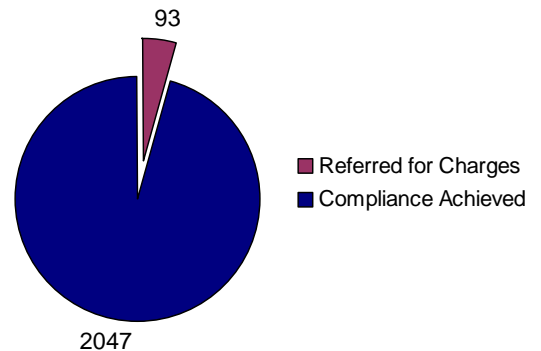
CASE CLEARANCE

Of the 2,392 cases, 352 were referred for court action: 259 had parking citations issued, and 93 were referred to the City Attorney's office for consideration of charges. Other action was taken on the remaining 2,040 cases to bring them into compliance.



COMPLIANCE

There were 2,140 cases in 2006 that had code violations other than vehicle parking, or that required more extensive investigation and follow up. Of those cases, 93 were referred to the City Attorney for charges; 2047 complied without requiring legal action.



****A 96% COMPLIANCE RATE WAS ACHIEVED WITHOUT LEGAL ACTION BEING REQUIRED****



Layton City Police Department
2006 Task Force Activity

DAVIS METRO NARCOTICS STRIKE FORCE

The Narcotics Strike Force made phenomenal strides in the war against drugs not only in Davis County but nationwide as well.

Activity	2006	2005	Percent Change
Narcotic Cases Initiated	288	320	-10%
Felony Arrests	113	94	20%
Search Warrants	38	19	100%
Meth Seized (lbs)	19	13	43%
Cocaine Seized	18	13	39%
Marijuana Seized (lbs)	24	8	216%
Marijuana Plants Seized	73	0	--
Prescription/Club Drugs (dose units)	2,110	1,710	23%
Heroin Seized (grams)	5	35	-86%
Lab Precursors (lbs)	0	1,297	-100%
Meth Labs	1	3	-67%
Weapons Seized	24	10	140%
Assets Seized	\$280,870	\$53,156	428%

In addition to the statistical data provided above, the Strike Force's investigations were instrumental in assisting law enforcement in other states. The following statistical data represents the results of these investigations:

SEIZURES

- Assets: \$500,000 +
- Weapons: 15
- Cocaine: 148 lbs
- Marijuana: 22.4 lbs
- Meth: 3.5 lbs
- Ecstasy: 23,000 pills
- Indictments: 10 – California; 15 - Chicago, IL

PROJECT SAFE NEIGHBORHOODS

Project Safe Neighborhoods (*PSM*) is a nationwide program designed to create safer neighborhoods by reducing gun crimes. It is a cooperative effort between local, state, and federal agencies, including the Division of Alcohol, Tobacco, and Firearms (*ATF*) and the U.S. Attorney. Layton Police Department has one investigator assigned to the Utah task force.

In 2006, 20% of the cases that were worked by our investigator assigned to the task force occurred within Layton City's jurisdiction, 40% were from other agencies in Davis County, and the remaining 40% occurred in other parts of the state of Utah. Task force efforts have increased significantly from 2005 to 2006. The number of cases that were generated increased 143%, arrests increased 29%, and the number of firearms seized increased 197%.

